

Election Summary Report

November 8, 2022

General Election

Statistics

	TOTAL	Election Day	Absentee	Early Voting
Election Day Precincts Reporting	54 of 54	54	0	0
Precincts Complete	0 of 54	0	0	0
Precincts Partially Reported	54 of 54	54	0	0
Absentee/ Early Precincts Reporting	54 of 54	0	54	54
Registered Voters - Total	77,561			
Ballots Cast - Total	40,537	12,007	598	27,932
Ballots Cast - Blank	0	0	0	0
Voter Turnout - Total	52.26%			

Official Results

Faulkner County, Arkansas

Election Summary Report
November 8, 2022
General Election

Official Results

Faulkner County, Arkansas

U.S. Senate

Vote For 1

	TOTAL	VOTE %		Election Day	Absentee	Early Voting
DEM Natalie James	12,257	30.64%		3,267	277	8,713
LIB Kenneth Cates	1,526	3.81%		582	16	928
REP John Boozman	26,218	65.54%		8,001	301	17,916
Total Votes Cast	40,001	100.00%		11,850	594	27,557
Overvotes	0			0	0	0
Undervotes	536			157	4	375
Contest Totals	40,537			12,007	598	27,932

U.S. Congress District 02

Vote For 1

	TOTAL	VOTE %		Election Day	Absentee	Early Voting
REP French Hill	26,422	66.34%		8,018	309	18,095
LIB Michael White	2,084	5.23%		775	27	1,282
DEM Quintessa Hathaway	11,323	28.43%		3,002	255	8,066
Total Votes Cast	39,829	100.00%		11,795	591	27,443
Overvotes	0			0	0	0
Undervotes	708			212	7	489
Contest Totals	40,537			12,007	598	27,932

Governor

Vote For 1

	TOTAL	VOTE %		Election Day	Absentee	Early Voting
REP Sarah Huckabee Sanders	25,382	62.88%		7,827	284	17,271
LIB Ricky Dale Harrington, Jr.	822	2.04%		336	7	479
DEM Chris Jones	14,131	35.00%		3,777	302	10,052
Write-In Totals	34	0.08%		14	1	19
Write-In: Not Certified	31	0.08%		13	1	17
Write-In: Dan Nelson	3	0.01%		1	0	2
Not Assigned	0	0.00%		0	0	0
Total Votes Cast	40,369	100.00%		11,954	594	27,821
Overvotes	0			0	0	0
Undervotes	168			53	4	111
Contest Totals	40,537			12,007	598	27,932

Lieutenant Governor

Vote For 1

	TOTAL	VOTE %		Election Day	Absentee	Early Voting
LIB Frank Gilbert	1,704	4.27%		658	22	1,024
DEM Kelly Ross Krout	12,627	31.61%		3,348	281	8,998
REP Leslie Rutledge	25,621	64.13%		7,824	289	17,508
Total Votes Cast	39,952	100.00%		11,830	592	27,530
Overvotes	0			0	0	0
Undervotes	585			177	6	402
Contest Totals	40,537			12,007	598	27,932




Election Summary Report
November 8, 2022
General Election

Official Results

Faulkner County, Arkansas




Attorney General

Vote For 1

	TOTAL	VOTE %		Election Day	Absentee	Early Voting
DEM Jesse Gibson	12,505	31.45%		3,384	279	8,842
REP Tim Griffin	27,259	68.55%		8,388	310	18,561
Total Votes Cast	39,764	100.00%		11,772	589	27,403
Overvotes	0			0	0	0
Undervotes	773			235	9	529
Contest Totals	40,537			12,007	598	27,932





Secretary of State

Vote For 1

	TOTAL	VOTE %		Election Day	Absentee	Early Voting
REP John Thurston	27,130	67.98%		8,343	311	18,476
DEM Anna Beth Gorman	12,778	32.02%		3,475	280	9,023
Total Votes Cast	39,908	100.00%		11,818	591	27,499
Overvotes	0			0	0	0
Undervotes	629			189	7	433
Contest Totals	40,537			12,007	598	27,932




Auditor of State

Vote For 1

	TOTAL	VOTE %		Election Day	Absentee	Early Voting
REP Dennis Milligan	27,084	68.16%		8,236	312	18,536
DEM Diamond Arnold-Johnson	10,873	27.36%		2,877	245	7,751
LIB Simeon Snow	1,781	4.48%		654	28	1,099
Total Votes Cast	39,738	100.00%		11,767	585	27,386
Overvotes	0			0	0	0
Undervotes	799			240	13	546
Contest Totals	40,537			12,007	598	27,932

State Treasurer

Vote For 1

	TOTAL	VOTE %		Election Day	Absentee	Early Voting
REP Mark Lowery	26,962	67.60%		8,387	294	18,281
DEM Pam Whitaker	12,922	32.40%		3,419	290	9,213
Total Votes Cast	39,884	100.00%		11,806	584	27,494
Overvotes	0			0	0	0
Undervotes	653			201	14	438
Contest Totals	40,537			12,007	598	27,932

Election Summary Report
November 8, 2022
General Election

Official Results

Faulkner County, Arkansas

Commissioner of State Lands

Vote For 1

	TOTAL	VOTE %	Election Day	Absentee	Early Voting
DEM Darlene Goldi Gaines	11,962	30.17%	3,250	270	8,442
REP Tommy Land	27,691	69.83%	8,509	309	18,873
Total Votes Cast	39,653	100.00%	11,759	579	27,315
Overvotes	0		0	0	0
Undervotes	884		248	19	617
Contest Totals	40,537		12,007	598	27,932

State Senate District 17

Vote For 1

	TOTAL	VOTE %	Election Day	Absentee	Early Voting
REP Mark Johnson	13,048	57.12%	3,028	197	9,823
DEM David Barber	9,795	42.88%	2,339	234	7,222
Total Votes Cast	22,843	100.00%	5,367	431	17,045
Overvotes	0		0	0	0
Undervotes	448		112	8	328
Contest Totals	23,291		5,479	439	17,373

State Senate District 18

Vote For 1

	TOTAL	VOTE %	Election Day	Absentee	Early Voting
REP Jonathan Dismang	396	79.36%	254	4	138
LIB James Burk	23	4.61%	14	0	9
DEM Nick Cartwright	80	16.03%	56	0	24
Total Votes Cast	499	100.00%	324	4	171
Overvotes	0		0	0	0
Undervotes	10		8	0	2
Contest Totals	509		332	4	173

State Senate District 24

Vote For 1

	TOTAL	VOTE %	Election Day	Absentee	Early Voting
REP Missy Thomas Irvin	14,578	100.00%	5,514	113	8,951
Total Votes Cast	14,578	100.00%	5,514	113	8,951
Overvotes	0		0	0	0
Undervotes	2,159		682	42	1,435
Contest Totals	16,737		6,196	155	10,386

State Rep Dist 42

Vote For 1

	TOTAL	VOTE %	Election Day	Absentee	Early Voting
REP Stephen Meeks	7,653	100.00%	2,927	65	4,661
Total Votes Cast	7,653	100.00%	2,927	65	4,661
Overvotes	0		0	0	0
Undervotes	1,051		355	17	679
Contest Totals	8,704		3,282	82	5,340



Election Summary Report
 November 8, 2022
 General Election

Official Results

Faulkner County, Arkansas




State Rep Dist 54

Vote For 1

	TOTAL	VOTE %		Election Day	Absentee	Early Voting
REP Mary Bentley	3,681	100.00%		914	54	2,713
Total Votes Cast	3,681	100.00%		914	54	2,713
Overvotes	0			0	0	0
Undervotes	883			182	14	687
Contest Totals	4,564			1,096	68	3,400





State Rep Dist 55

Vote For 1

	TOTAL	VOTE %		Election Day	Absentee	Early Voting
REP Matt Brown	5,256	57.75%		1,022	64	4,170
DEM Dee Sanders	3,845	42.25%		904	95	2,846
Total Votes Cast	9,101	100.00%		1,926	159	7,016
Overvotes	0			0	0	0
Undervotes	172			38	8	126
Contest Totals	9,273			1,964	167	7,142




State Rep Dist 56

Vote For 1

	TOTAL	VOTE %		Election Day	Absentee	Early Voting
LIB Howard Heffington	273	3.26%		104	5	164
DEM Steve Magie	4,052	48.43%		1,004	114	2,934
REP Trent Minner	4,042	48.31%		1,115	75	2,852
Total Votes Cast	8,367	100.00%		2,223	194	5,950
Overvotes	0			0	0	0
Undervotes	118			37	2	79
Contest Totals	8,485			2,260	196	6,029

State Rep Dist 57

Vote For 1

	TOTAL	VOTE %		Election Day	Absentee	Early Voting
REP Cameron Cooper	5,056	86.52%		1,880	35	3,141
LIB Joshua Michael Huckaba	788	13.48%		312	7	469
Total Votes Cast	5,844	100.00%		2,192	42	3,610
Overvotes	0			0	0	0
Undervotes	297			102	5	190
Contest Totals	6,141			2,294	47	3,800

Election Summary Report
November 8, 2022
General Election

Official Results

Faulkner County, Arkansas

State Rep Dist 69

Vote For 1

	TOTAL	VOTE %		Election Day	Absentee	Early Voting
DEM Zachary A. Culp	1,007	30.79%		290	24	693
REP David Ray	2,264	69.21%		788	13	1,463
Total Votes Cast	3,271	100.00%		1,078	37	2,156
Overvotes	0			0	0	0
Undervotes	99			33	1	65
Contest Totals	3,370			1,111	38	2,221

State Supreme Court Pos 2

Vote For 1

	TOTAL	VOTE %		Election Day	Absentee	Early Voting
Chris Carnahan	19,325	54.59%		5,659	253	13,413
Robin Wynne	16,074	45.41%		4,819	274	10,981
Total Votes Cast	35,399	100.00%		10,478	527	24,394
Overvotes	0			0	0	0
Undervotes	5,138			1,529	71	3,538
Contest Totals	40,537			12,007	598	27,932

Faulkner County Judge

Vote For 1

	TOTAL	VOTE %		Election Day	Absentee	Early Voting
DEM Jim Baker	17,755	44.36%		4,797	364	12,594
REP Allen Dodson	22,269	55.64%		7,033	228	15,008
Total Votes Cast	40,024	100.00%		11,830	592	27,602
Overvotes	0			0	0	0
Undervotes	513			177	6	330
Contest Totals	40,537			12,007	598	27,932

Faulkner County Sheriff

Vote For 1

	TOTAL	VOTE %		Election Day	Absentee	Early Voting
REP Tim Ryals	29,158	75.19%		8,580	392	20,186
LIB Kevin M. Johnston	9,620	24.81%		2,970	171	6,479
Total Votes Cast	38,778	100.00%		11,550	563	26,665
Overvotes	0			0	0	0
Undervotes	1,759			457	35	1,267
Contest Totals	40,537			12,007	598	27,932

Faulkner County Circuit Clerk

Vote For 1

	TOTAL	VOTE %		Election Day	Absentee	Early Voting
REP Nancy Eastham	34,346	100.00%		10,468	470	23,408
Total Votes Cast	34,346	100.00%		10,468	470	23,408
Overvotes	0			0	0	0
Undervotes	6,191			1,539	128	4,524
Contest Totals	40,537			12,007	598	27,932

Election Summary Report
 November 8, 2022
 General Election

Official Results

Faulkner County, Arkansas

JP Dist 2

Vote For 1

	TOTAL	VOTE %		Election Day	Absentee	Early Voting
IND Hayden G. Thrasher	1,017	31.01%		281	13	723
REP Maree Coats	2,263	68.99%		721	18	1,524
Total Votes Cast	3,280	100.00%		1,002	31	2,247
Overvotes	0			0	0	0
Undervotes	96			28	2	66
Contest Totals	3,376			1,030	33	2,313

JP Dist 10

Vote For 1

	TOTAL	VOTE %		Election Day	Absentee	Early Voting
LIB Linnea Gabbard	668	21.04%		237	12	419
REP Andy Shock	2,507	78.96%		959	18	1,530
Total Votes Cast	3,175	100.00%		1,196	30	1,949
Overvotes	0			0	0	0
Undervotes	141			53	2	86
Contest Totals	3,316			1,249	32	2,035

JP Dist 11

Vote For 1

	TOTAL	VOTE %		Election Day	Absentee	Early Voting
REP Toby Sublett	877	42.08%		247	20	610
DEM Nancy S. Graddy	1,207	57.92%		341	34	832
Total Votes Cast	2,084	100.00%		588	54	1,442
Overvotes	0			0	0	0
Undervotes	67			19	0	48
Contest Totals	2,151			607	54	1,490

Const. Cadron

Vote For 1

	TOTAL	VOTE %		Election Day	Absentee	Early Voting
LIB Nicole Wisniowski	6,853	33.78%		1,860	150	4,843
REP E. David Hall	13,433	66.22%		3,334	244	9,855
Total Votes Cast	20,286	100.00%		5,194	394	14,698
Overvotes	0			0	0	0
Undervotes	2,140			476	47	1,617
Contest Totals	22,426			5,670	441	16,315

Election Summary Report
 November 8, 2022
 General Election

Official Results

Faulkner County, Arkansas

Const. Cypress

Vote For 1

	TOTAL	VOTE %		Election Day	Absentee	Early Voting
Write-In Totals	282	100.00%		92	4	186
Write-In: Not Certified	171	60.64%		68	0	103
Write-In: Gary Adams	71	25.18%		17	4	50
Write-In: Jimmy Hoofman	40	14.18%		7	0	33
Not Assigned	0	0.00%		0	0	0
Total Votes Cast	282	100.00%		92	4	186
Overvotes	0			0	0	0
Undervotes	1,631			449	14	1,168
Contest Totals	1,913			541	18	1,354

PCSSD Zone 5

Vote For 1

	TOTAL	VOTE %		Election Day	Absentee	Early Voting
Wendy Potter	55	74.32%		22	0	33
Lindsey Gustafson	19	25.68%		7	1	11
Total Votes Cast	74	100.00%		29	1	44
Overvotes	0			0	0	0
Undervotes	23			8	1	14
Contest Totals	97			37	2	58

Conway City Council W3 P2

Vote For 1

	TOTAL	VOTE %		Election Day	Absentee	Early Voting
Cindy Webb	9,024	52.90%		2,206	174	6,644
Craig Conner	8,036	47.10%		1,617	141	6,278
Total Votes Cast	17,060	100.00%		3,823	315	12,922
Overvotes	0			0	0	0
Undervotes	2,052			473	81	1,498
Contest Totals	19,112			4,296	396	14,420

Greenbrier Mayor

Vote For 1

	TOTAL	VOTE %		Election Day	Absentee	Early Voting
Sammy J. Hartwick	956	59.90%		265	9	682
Randy J. Goodnight	640	40.10%		195	7	438
Total Votes Cast	1,596	100.00%		460	16	1,120
Overvotes	0			0	0	0
Undervotes	84			22	2	60
Contest Totals	1,680			482	18	1,180



Election Summary Report
 November 8, 2022
 General Election

Official Results

Faulkner County, Arkansas




Greenbrier City Clerk/Treasurer

Vote For 1

	TOTAL	VOTE %		Election Day	Absentee	Early Voting
Hunter Thrasher	1,490	100.00%		435	14	1,041
Total Votes Cast	1,490	100.00%		435	14	1,041
Overvotes	0			0	0	0
Undervotes	190			47	4	139
Contest Totals	1,680			482	18	1,180




Greenbrier City Council W2 P2

Vote For 1

	TOTAL	VOTE %		Election Day	Absentee	Early Voting
Richard Snuggs	628	42.49%		181	6	441
Richard Weaver	850	57.51%		247	8	595
Total Votes Cast	1,478	100.00%		428	14	1,036
Overvotes	0			0	0	0
Undervotes	202			54	4	144
Contest Totals	1,680			482	18	1,180




Greenbrier City Council W3 P2

Vote For 1

	TOTAL	VOTE %		Election Day	Absentee	Early Voting
Kelly Knowland	739	51.61%		234	9	496
Stephen W. Ferguson	693	48.39%		194	5	494
Total Votes Cast	1,432	100.00%		428	14	990
Overvotes	0			0	0	0
Undervotes	248			54	4	190
Contest Totals	1,680			482	18	1,180



Guy Mayor

Vote For 1

	TOTAL	VOTE %		Election Day	Absentee	Early Voting
Terry Williams	164	55.78%		85	1	78
Sam A. Higdon	130	44.22%		76	0	54
Total Votes Cast	294	100.00%		161	1	132
Overvotes	0			0	0	0
Undervotes	21			12	0	9
Contest Totals	315			173	1	141

Holland Mayor

Vote For 1

	TOTAL	VOTE %		Election Day	Absentee	Early Voting
Ben Damron	201	100.00%		86	3	112
Total Votes Cast	201	100.00%		86	3	112
Overvotes	0			0	0	0
Undervotes	21			9	0	12
Contest Totals	222			95	3	124




Election Summary Report
November 8, 2022
General Election

Official Results

Faulkner County, Arkansas




Mayflower Mayor

Vote For 1

	TOTAL	VOTE %		Election Day	Absentee	Early Voting
Danny K. Hester	467	58.30%		91	2	374
Kaleb W. Posey	334	41.70%		80	4	250
Total Votes Cast	801	100.00%		171	6	624
Overvotes	0			0	0	0
Undervotes	29			10	0	19
Contest Totals	830			181	6	643




Mayflower City Council W2 P2

Vote For 1

	TOTAL	VOTE %		Election Day	Absentee	Early Voting
Raphael L. McCuien	338	46.11%		75	4	259
Jack "J.P." Paul	395	53.89%		86	2	307
Total Votes Cast	733	100.00%		161	6	566
Overvotes	0			0	0	0
Undervotes	97			20	0	77
Contest Totals	830			181	6	643



Mayflower City Council W3 P1

Vote For 1

	TOTAL	VOTE %		Election Day	Absentee	Early Voting
Will Elder	360	49.59%		69	4	287
Kyle Marks	366	50.41%		88	0	278
Total Votes Cast	726	100.00%		157	4	565
Overvotes	0			0	0	0
Undervotes	104			24	2	78
Contest Totals	830			181	6	643



Twin Groves Mayor

Vote For 1

	TOTAL	VOTE %		Election Day	Absentee	Early Voting
Theodore R. Brown	79	100.00%		44	1	34
Total Votes Cast	79	100.00%		44	1	34
Overvotes	0			0	0	0
Undervotes	8			2	0	6
Contest Totals	87			46	1	40

Twin Groves Recorder/Treasurer

Vote For 1

	TOTAL	VOTE %		Election Day	Absentee	Early Voting
Mae Hester Lyon	79	100.00%		42	1	36
Total Votes Cast	79	100.00%		42	1	36
Overvotes	0			0	0	0
Undervotes	8			4	0	4
Contest Totals	87			46	1	40




Election Summary Report
November 8, 2022
General Election

Official Results

Faulkner County, Arkansas



Vilonia Mayor

Vote For 1

	TOTAL	VOTE %		Election Day	Absentee	Early Voting
Clint Tucker	548	38.59%		149	3	396
Preston Scroggin	872	61.41%		195	4	673
Total Votes Cast	1,420	100.00%		344	7	1,069
Overvotes	0			0	0	0
Undervotes	35			13	1	21
Contest Totals	1,455			357	8	1,090




Vilonia Recorder/Treasurer

Vote For 1

	TOTAL	VOTE %		Election Day	Absentee	Early Voting
Sherry Clements	1,291	100.00%		327	6	958
Total Votes Cast	1,291	100.00%		327	6	958
Overvotes	0			0	0	0
Undervotes	164			30	2	132
Contest Totals	1,455			357	8	1,090




Vilonia City Council W2 P1

Vote For 1

	TOTAL	VOTE %		Election Day	Absentee	Early Voting
James King	771	58.63%		185	0	586
Brady N. Zweifel	544	41.37%		137	7	400
Total Votes Cast	1,315	100.00%		322	7	986
Overvotes	0			0	0	0
Undervotes	140			35	1	104
Contest Totals	1,455			357	8	1,090




Vilonia City Council W2 P2

Vote For 1

	TOTAL	VOTE %		Election Day	Absentee	Early Voting
Shawntel Robinson	533	39.98%		138	5	390
LaCosta Beene	800	60.02%		186	3	611
Total Votes Cast	1,333	100.00%		324	8	1,001
Overvotes	0			0	0	0
Undervotes	122			33	0	89
Contest Totals	1,455			357	8	1,090

Vilonia City Council W3 P2

Vote For 1

	TOTAL	VOTE %		Election Day	Absentee	Early Voting
James Firestone	852	63.30%		203	4	645
Kira Livingston	494	36.70%		126	3	365
Total Votes Cast	1,346	100.00%		329	7	1,010
Overvotes	0			0	0	0
Undervotes	109			28	1	80
Contest Totals	1,455			357	8	1,090




Election Summary Report
November 8, 2022
General Election

Official Results

Faulkner County, Arkansas




Quitman Mayor

Vote For 1

	TOTAL	VOTE %		Election Day	Absentee	Early Voting
Todd Henry	7	50.00%		2	0	5
Tonia Shue	7	50.00%		7	0	0
Total Votes Cast	14	100.00%		9	0	5
Overvotes	0			0	0	0
Undervotes	2			1	0	1
Contest Totals	16			10	0	6



Quitman City Council W2 P2

Vote For 1

	TOTAL	VOTE %		Election Day	Absentee	Early Voting
Samantha Henry	6	46.15%		3	0	3
Ellen Gardner	7	53.85%		5	0	2
Total Votes Cast	13	100.00%		8	0	5
Overvotes	0			0	0	0
Undervotes	3			2	0	1
Contest Totals	16			10	0	6



Wooster Mayor

Vote For 1

	TOTAL	VOTE %		Election Day	Absentee	Early Voting
Terry Don Robinson	392	100.00%		143	1	248
Total Votes Cast	392	100.00%		143	1	248
Overvotes	0			0	0	0
Undervotes	38			15	0	23
Contest Totals	430			158	1	271



Damascus Mayor

Vote For 1

	TOTAL	VOTE %		Election Day	Absentee	Early Voting
L.B. Pavatt	33	100.00%		28	0	5
Total Votes Cast	33	100.00%		28	0	5
Overvotes	0			0	0	0
Undervotes	5			3	0	2
Contest Totals	38			31	0	7

Unopposed Candidates

Vote For 1

	TOTAL	VOTE %		Election Day	Absentee	Early Voting
FOR	25,903	100.00%		7,739	329	17,835
Total Votes Cast	25,903	100.00%		7,739	329	17,835
Overvotes	0			0	0	0
Undervotes	14,634			4,268	269	10,097
Contest Totals	40,537			12,007	598	27,932

Election Summary Report
 November 8, 2022
 General Election

Official Results

Faulkner County, Arkansas

Issue No. 1

Vote For 1

	TOTAL	VOTE %		Election Day	Absentee	Early Voting
FOR ISSUE NO. 1	15,672	40.83%		4,910	249	10,513
AGAINST ISSUE NO. 1	22,708	59.17%		6,466	286	15,956
Total Votes Cast	38,380	100.00%		11,376	535	26,469
Overvotes	0			0	0	0
Undervotes	2,157			631	63	1,463
Contest Totals	40,537			12,007	598	27,932

Issue No. 2

Vote For 1

	TOTAL	VOTE %		Election Day	Absentee	Early Voting
FOR ISSUE NO. 2	15,243	39.64%		4,589	204	10,450
AGAINST ISSUE NO. 2	23,209	60.36%		6,859	360	15,990
Total Votes Cast	38,452	100.00%		11,448	564	26,440
Overvotes	0			0	0	0
Undervotes	2,085			559	34	1,492
Contest Totals	40,537			12,007	598	27,932

Issue No. 3

Vote For 1

	TOTAL	VOTE %		Election Day	Absentee	Early Voting
FOR ISSUE NO. 3	19,320	49.61%		6,024	270	13,026
AGAINST ISSUE NO. 3	19,624	50.39%		5,536	304	13,784
Total Votes Cast	38,944	100.00%		11,560	574	26,810
Overvotes	0			0	0	0
Undervotes	1,593			447	24	1,122
Contest Totals	40,537			12,007	598	27,932

Issue No. 4

Vote For 1

	TOTAL	VOTE %		Election Day	Absentee	Early Voting
FOR ISSUE NO. 4	16,847	41.95%		5,531	276	11,040
AGAINST ISSUE NO. 4	23,311	58.05%		6,370	309	16,632
Total Votes Cast	40,158	100.00%		11,901	585	27,672
Overvotes	0			0	0	0
Undervotes	379			106	13	260
Contest Totals	40,537			12,007	598	27,932

Election Summary Report
 November 8, 2022
 General Election

Official Results

Faulkner County, Arkansas

GBSD 40.90 Mill Tax

Vote For 1

	TOTAL	VOTE %		Election Day	Absentee	Early Voting
FOR TAX	2,385	37.25%		735	31	1,619
AGAINST TAX	4,017	62.75%		1,422	31	2,564
Total Votes Cast	6,402	100.00%		2,157	62	4,183
Overvotes	0			0	0	0
Undervotes	137			48	2	87
Contest Totals	6,539			2,205	64	4,270

PCSSD 40.7 Mill Tax

Vote For 1

	TOTAL	VOTE %		Election Day	Absentee	Early Voting
FOR TAX	22	24.72%		6	0	16
AGAINST TAX	67	75.28%		28	1	38
Total Votes Cast	89	100.00%		34	1	54
Overvotes	0			0	0	0
Undervotes	8			3	1	4
Contest Totals	97			37	2	58

QSD 36.00 Mill Tax

Vote For 1

	TOTAL	VOTE %		Election Day	Absentee	Early Voting
FOR TAX	173	31.06%		95	1	77
AGAINST TAX	384	68.94%		189	5	190
Total Votes Cast	557	100.00%		284	6	267
Overvotes	0			0	0	0
Undervotes	6			2	0	4
Contest Totals	563			286	6	271

Cato VFD Dues

Vote For 1

	TOTAL	VOTE %		Election Day	Absentee	Early Voting
FOR	181	56.39%		53	1	127
AGAINST	140	43.61%		52	2	86
Total Votes Cast	321	100.00%		105	3	213
Overvotes	0			0	0	0
Undervotes	13			6	1	6
Contest Totals	334			111	4	219




Election Summary Report
 November 8, 2022
 General Election

Official Results

Faulkner County, Arkansas




Hwy 286 VFD Dues

Vote For 1

	TOTAL	VOTE %		Election Day	Absentee	Early Voting
FOR	728	59.24%		326	10	392
AGAINST	501	40.76%		246	8	247
Total Votes Cast	1,229	100.00%		572	18	639
Overvotes	0			0	0	0
Undervotes	32			17	0	15
Contest Totals	1,261			589	18	654

Liberty VFD Dues

Vote For 1

	TOTAL	VOTE %		Election Day	Absentee	Early Voting
FOR	1,079	49.29%		373	6	700
AGAINST	1,110	50.71%		414	8	688
Total Votes Cast	2,189	100.00%		787	14	1,388
Overvotes	0			0	0	0
Undervotes	91			33	2	56
Contest Totals	2,280			820	16	1,444